

VALDOSTA STATE UNIVERSITY  
OFFICE OF INSTITUTIONAL RESEARCH  
ENROLLMENT UPDATE—Spring 2014

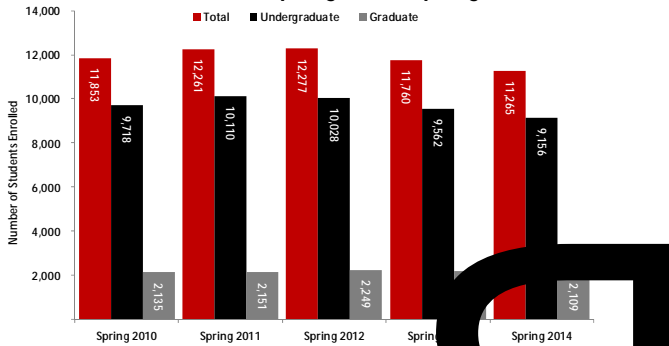
1500 N. Pearson St. Valdosta, GA 31698 • Phone (229) 333 7831  
http://www.valdosta.edu/administration/institutional\_research




This information has been compiled by the Office of Institutional Research in an effort to provide useful and timely information to the Valdosta State University community. This information will be updated each semester, upon the availability of official data. Please contact the Office of Institutional Research with any questions regarding this.

**Spring 2014 Enrollment**

Total Enrollment, Spring 2010–Spring 2014



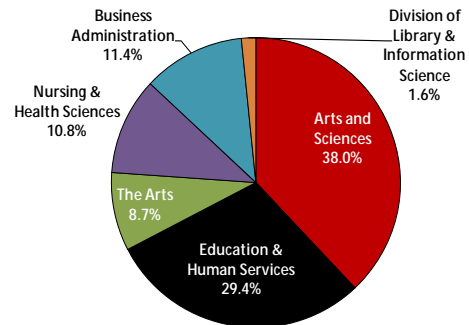
Total Enrollment by 5 Largest Declared Majors, Spring 2014



Total Enrollment by Gender and Ethnicity, Spring 2014

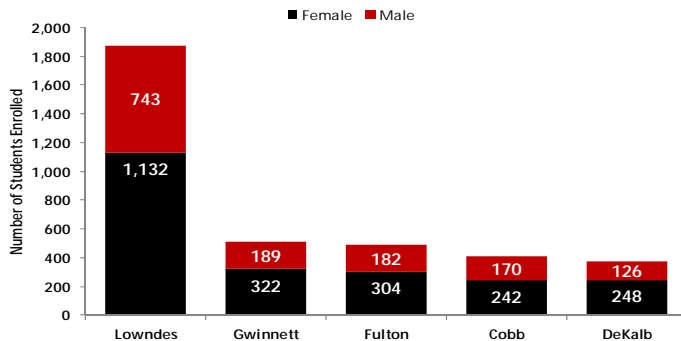
Ethnicity	Female	% of Female	Male	% of Male	Total	% of Total
American Indian/Alaskan Native	10	0.1%	18	0.4%	28	0.2%
Asian	122	1.8%	126	2.9%	248	2.2%
Black	2,429	35.2%	1,344	30.8%	3,773	33.5%
Hawaiian/						
Hispanic/Latino	1,491	21.3%	1,384	31.4%	2,875	25.6%
White	854	12.1%	1,111	25.3%	1,965	17.5%
Other	19	0.3%	10	0.2%	29	0.3%
Total	5,816	100.0%	4,450	100.0%	10,266	100.0%

Total Enrollment by College, Spring 2014



Note: The College of Arts & Sciences includes undecided majors. Pre business students are included in Business Administration. Pre nursing students are included in Nursing.

Total Enrollment of Georgia Counties with Highest Enrollment by Gender, Spring 2014



Total Enrollment by Residency, Spring 2014

